

SEALED BEAM SEARCHLIGHTS

FIGS. 305 & 313 - SEARCHLIGHT HEADS BRONZE BASE, BRASS BODY.

POLISHED CHROME PLATED OR WHITE PERKO•KOTE POWDER COATING.
FOR 12, 24 OR 32 VOLTS.

Electrical Specifications

Voltage	Wattage	Approximate Candlepower	Sealed Beam Range Miles	Spare Bulb Catalog No.
12	100	250,000	5/8	433 003 12V
24	450	470,000	3/4	433 003 24V
32	200	260,000	5/8	433 003 32V

ORDERING INFORMATION

Voltage	Head Only Polished Chrome For Lever Control	Head Only White PERKO•KOTE For Lever Control	Head Only Polished Chrome For Wheel or Lever/Gear Control	Head Only White PERKO•KOTE For Wheel or Lever/Gear Control
	Cat. No.	Cat. No.	Cat. No.	Cat. No.
12	305 H12 CHR	305 H12 WHT	313 H12 CHR	313 H12 WHT
24	305 H24 CHR	305 H24 WHT	313 H24 CHR	313 H24 WHT
32	305 H32 CHR	305 H32 WHT	313 H32 CHR	313 H32 WHT

Nominal Weight - 20 lbs.

FEATURES

FIGS. 851, 852 & 969 - CONTROL ASSEMBLIES

STAINLESS STEEL TUBES WITH CHROME PLATED FITTINGS.

Control Assemblies of Different Types May Be Interchanged to Offer a Large Variety of Searchlights With a Minimum of Inventory.

ORDERING INFORMATION

Control Length Inches	"E" "F"	"E" Lever Control Cat. No.	"E" Lever/Gear Control Cat. No.	"F" Wheel Control Cat. No.	Nominal Weight Pounds
8-1/2	7-1/2	851 000	969 000	852 000	6
15-1/2	14-1/2	851 0A0	969 0A0	852 0A0	9
22-1/2	21-1/2	851 0B0	969 0B0	852 0B0	12
29-1/2	28-1/2	851 0C0	969 0C0	852 0C0	15




FIG. 305



FIG. 313




FIG. 852
WHEEL CONTROL




FIG. 851
LEVER CONTROL




FIG. 969
LEVER/GEAR CONTROL

