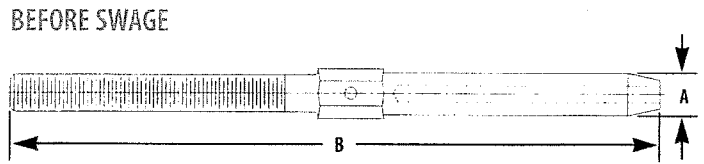
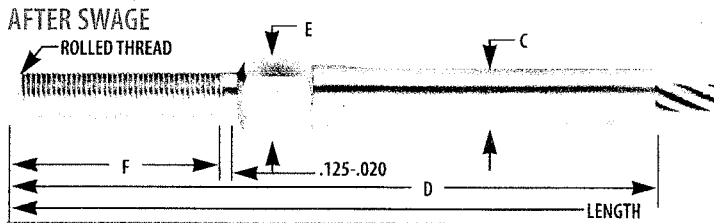


# Threaded Aircraft Fittings

## MS21259

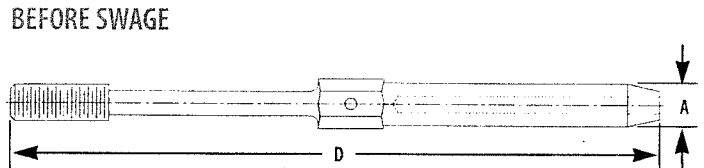
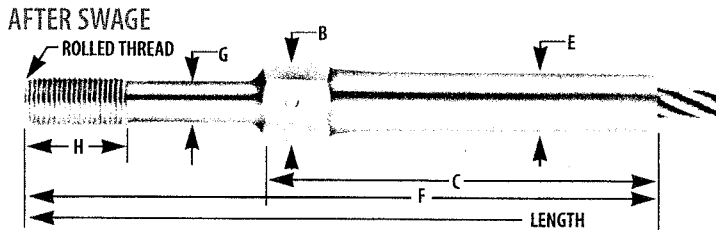
AVAILABLE IN STAINLESS STEEL ONLY



RH or LH Thread Part No.	Cable Dia.	Min. Break Str. Lbs.	Thd. D NF-3A or UNF-3A	A	B +.015 -.000	C		D Ref.	E	F +.063 -.000
						Dia.	Tol.			
MS21259-2	1/16	480	6-40	.160	2.473	.138	-.000 -.005	2.65	.188	1.045
MS21259-3	3/32	920	10-32	.218	2.879	.190	-.000 -.005	2.996	.250	1.204
MS21259-4	1/8	2000	1/4-28	.250	3.333	.219	-.000 -.005	3.589	.313	1.376
MS21259-5	5/32	2800	1/4-28	.297	3.627	.250	-.000 -.005	3.972	.313	1.376
MS21259-6	3/16	4200	5/16-24	.359	4.002	.313	-.000 -.005	4.170	.375	1.458
MS21259-7	7/32	5600	3/8-24	.427	4.516	.375	-.000 -.007	4.812	.438	1.625
MS21259-8	1/4	7000	3/8-24	.494	4.937	.438	-.000 -.007	5.236	.500	1.750
MS21259-9	9/32	8000	7/16-20	.563	5.391	.500	-.000 -.008	5.750	.625	1.875
MS21259-10	5/16	9800	1/2-20	.635	5.844	.563	-.000 -.008	6.266	.688	2.000
MS21259-12	3/8	14400	9/16-18	.703	6.656	.625	-.000 -.008	7.069	.750	2.250
MS21259-14	7/16	17600	5/8-18	.781	7.437	.688	-.000 -.008	7.910	.812	2.500
MS21259-16	1/2	22800	5/8-18	.844	8.187	.750	-.000 -.009	8.742	.875	2.500

## MS21260

AVAILABLE IN STAINLESS STEEL ONLY



RH or LH Thread Part No.	Cable Dia.	Min. Break Str. Lbs.	Thd. B NF-3A or UNF-3A	A	B	C +.031 -.016	D ±.063	E		F Ref.	G +.006 -.000	H ±.047
								Dia.	Tol.			
MS21260-L-2 S-2	1/16	480	6-40	.160	.188	1.319	3.491 2.616	.138	-.000 -.005	3.669 2.794	.092	.375
MS21260-L-3 S-3	3/32	920	10-32	.218	.250	1.581	3.738 2.863	.190	-.000 -.005	3.855 2.980	.133	.500
MS21260-L-4 S-4	1/8	2000	1/4-28	.250	.313	1.863	4.020 3.145	.219	-.000 -.005	4.276 3.401	.195	.563
MS21260-L-5 S-5	5/32	2800	1/4-28	.297	.313	2.157	4.314 3.439	.250	-.000 -.005	4.659 3.784	.195	.625
MS21260-L-6 S-6	3/16	4200	5/16-24	.359	.375	2.455	4.612 3.737	.313	-.000 -.005	4.780 3.905	.245	.750
MS21260-7	7/32	5600	3/8-24	.427	.438	2.257	4.914	.375	-.000 -.007	5.210	.306	.875
MS21260-8	1/4	7000	3/8-24	.494	.500	3.061	5.218	.438	-.000 -.007	5.517	.306	.875
MS21260-9	9/32	8000	7/16-20	.563	.625	3.385	5.542	.500	-.000 -.008	5.901	.361	1.000
MS21260-10	5/16	9800	1/2-20	.635	.688	3.718	5.875	.563	-.000 -.008	6.297	.406	1.000
MS21260-12	3/8	14400	9/16-18	.703	.750	4.281	6.608	.625	-.000 -.008	7.021	.476	1.125
MS21260-14	7/16	17600	5/8-18	.781	.812	4.812	7.468	.688	-.000 -.008	7.941	.538	1.250
MS21260-16	1/2	22800	5/8-18	.844	.875	5.562	8.718	.750	-.000 -.009	9.273	.538	1.250