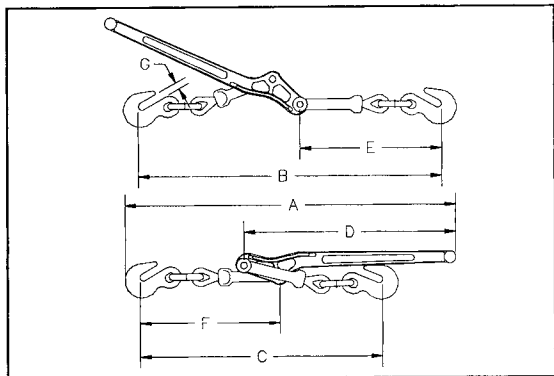
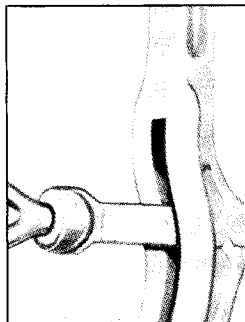


Lebus® Load Binders


STANDARD LEVER TYPE LOAD BINDER



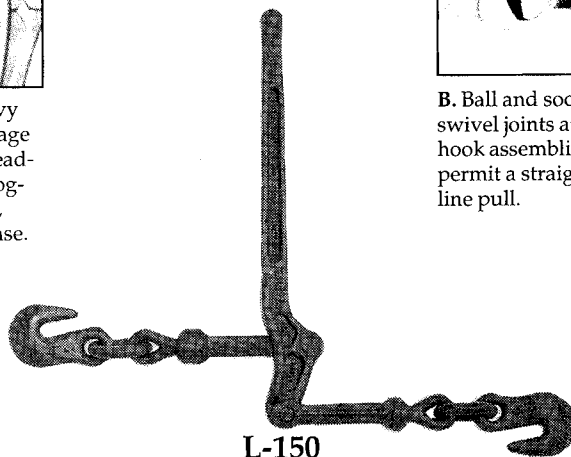
Meets or exceeds CVSA Cargo Securement Guidelines, February 1991.



A. NOTE: Extra heavy construction at leverage point to prevent spreading. Heel of binder toggles away from load, permitting easy release.



B. Ball and socket swivel joints at hook assemblies permit a straight line pull.



L-150

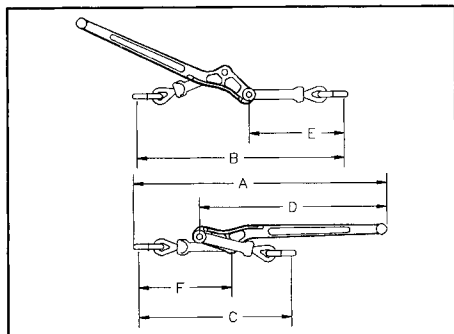


SEE APPLICATION AND WARNING INFORMATION

- Forged Steel — Quenched and Tempered.
- Binder toggles away from the load.

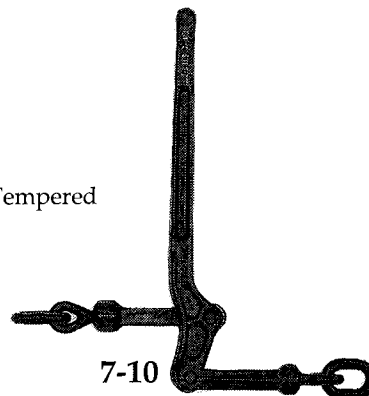
Model	Stock No.	Std. Pkg.	Min-Max Chain Size (in.)	Working Load Limit (lbs.)	Proof Load (lbs.)	Minimum Ultimate Strength (lbs.)	Weight Each (lbs.)	Handle Length (in.)	Take Up (in.)	Dimensions (in.)						
										A	B	C	D	E	F	G
7-1	1048128	4	5/16-3/8	5400	10800	19000	6.70	16.00	4.50	24.13	22.13	17.88	16.00	10.38	10.38	.50
A-1	1048146	4	3/8-1/2	9200	18400	33000	11.50	18.50	4.50	27.81	25.75	21.25	18.69	12.00	12.00	.63
C-1	1048164	4	1/2-5/8	13000	26000	46000	18.70	21.00	4.75	31.25	29.75	25.00	21.00	14.63	13.75	.72

BINDER WITH LINKS ONLY (Less Hooks)



Meets or exceeds CVSA Cargo Securement Guidelines, February 1991.

- Forged Steel — Quenched and Tempered



7-10

Model	Stock No.	Max Chain Size (in.)	Working Load Limit (lbs.)	Minimum Ultimate Strength (lbs.)	Weight Each (lbs.)	Handle Length (in.)	Take Up (in.)	Dimensions (in.)					
								A	B	C	D	E	F
7-10	1048208	3/8	5400	19000	5.40	16	4.5	20.44	16.98	12.69	16	7.81	7.81