


WIRE ROPE BLOCKS, SHEAVES & ACCESSORIES

**JOHNSON CRANE BLOCKS**

3 to 350 Ton Capacities • From 10" Through 30" Sheaves • 1300 Models • 1 to 8 Sheaves • Standard Reeving Guides and Hook Latches • Design Factor 4 to 1

- Extremely short overall length • Full-shroud side plates completely protect sheaves • Wire rope completely contained and protected by center plates and reeving guides • Individual sheave bearing lubrication through center pin • Flame-hardened grooves on sheaves 16" and larger • Optional cheek weights for rapid downfall, with extra-low center of gravity, contoured to minimize hang-up • Double-swivel hook action provides ease in load engagement • Entire block may be disassembled for service and maintenance • Options: Duplex Hook, Swivel Shackle, Anti-Rotation Locking Device and Sheave Shrouds.

**SWIVEL OVERHAUL BALLS WEDGE SOCKETS**

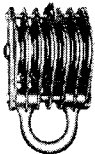
**Top Swiveling — 3 to 30 Tons • Bottom Swiveling — 3 to 30 Tons
200 Models, 54 to 1478 Lbs. • Design Factor 4 to 1**

- Swivel reduces load spinning, improves wire rope life • Minimum length, saves headroom • Top swiveling models minimize ball spin • Compact simplified design — engineered for low cost, long life • Bail may be easily removed by simply pulling pin • Top fittings available in wedge socket, eye, jaw, and shackle & pin • Timken Roller Thrust Bearing, Alemite lubricated • Hook latch optional.

**WIRE ROPE SWIVELS**


3 to 30 Tons • Design Factor 4 to 1

- Compact simplified design — engineered for low cost and long life • Timken Roller Thrust Bearing, Alemite lubricated • Extra strong large barrel — heavy and sturdy • Drop-forged steel hook • Large lubricant reservoir • Full-length bronze bushing on swivel shank • Hook latch optional.

**FIXED BAIL CONSTRUCTION BLOCKS**


7 to 135 Ton Capacities • 6" Through 24" Sheaves • Design Factor 4 or 5 to 1

- All-steel construction • Alemite lubrication of each sheave bearing through individual lube channel • Patented ForgeFab® Sheaves • Bronze bushings or roller bearings • Available with top shackle or deadend thimble.

**SNATCH BLOCKS & OILFIELD BLOCKS**

1 to 30 Ton Capacities • 3" to 24" Diameters With Swivel Hook, Shackle, Eye or Tailboard • Design Factor 4 to 1 • Tubing Blocks Available in 50, 75 and 150 Ton Capacities

- For construction and oilfield rigging, trucking, pipeline applications • Side opening feature allows easier threading • Available with bronze bushings or roller bearings • Many models available both in single and double sheaves • Hook latch optional.

**WIRE ROPE SHEAVES**

ForgeFab® or Cast

- Patented ForgeFab® Sheave available in diameters from 16" to 72". Flame-hardened wire rope groove forged into the edge of a C-1035 steel disc eliminates welded rim and insures longer wire rope life • Double fillet-welded hub meets tight specifications • Conventional sheaves available in the 3" to 15" range and for diameters greater than 72". Materials include cast steel, ductile iron or cast iron.

**HIGH CAPACITY BLOCKS & RIGGING EQUIPMENT & CUSTOM DESIGNED BLOCKS**

Engineered for Your Exact Application • Prompt Quotations • Rapid Deliveries

- Any combination of sheaves, special fittings and hangers • Structural reliability where it counts • Engineered and manufactured to Johnson's exacting quality standards.