
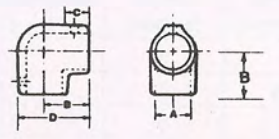

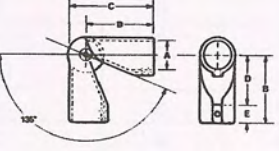

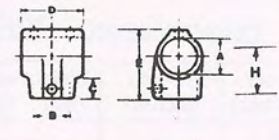

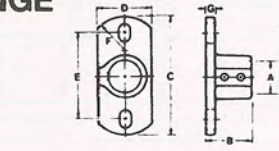



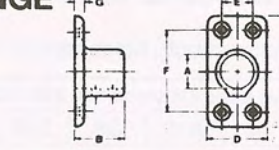
SPEED-RAIL® SLIP-ON IN-LINE FITTINGS


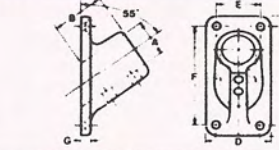
		I.P.S. SIZE	A	B	C	D	E	F	G	H
NO. 3 ELL										
		¾"	1.07	1½	1	2 ¹³ / ₃₂				
		1"	1.34	1¾	1⅞	2⅞				
		1¼"	1.68	2	1⅞	3⅞				
		1½"	1.93	2⅝	1⅞	3¾				
		2"	2.40	3	1¾	4⅞				


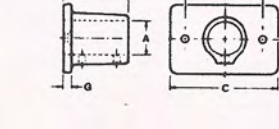
NO. 3AE										
		1¼"	1.68	3⅞	4⅞	2⅞	1½			


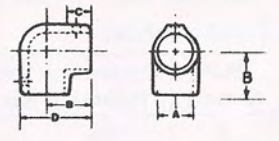
NO. 5 TEE											
		¾"	1.07	1.07	⅞	1 ²⁹ / ₃₂				1½	
		1"	1.34	1.34	1	2⅞	2 ²⁷ / ₃₂				1¾
		1¼"	1.68	1.68	1	2¾	3 ³ / ₃₂				2
		1½"	1.93	1.93	1⅞	3⅞	3 ²³ / ₃₂				2 ⁵ / ₁₆
		2"	2.40	2.40	1⅞	3⅞	4⅞				3

NO. 46 FLANGE										
		1¼"	1.68	2 ³ / ₁₆	5¼	2½	4¼	1¾	⅞	
		1½"	1.93	2 ¹⁷ / ₃₂	5¼	2½	4¼	1¾	⅞	

NO. 47 FLANGE											
		¾"	1.07	1½	3½	1⅞	(2 on CL) 2⅞	¼			
		1"	1.34	1 ¹³ / ₁₆	3½	2⅞	1 ⁷ / ₁₆	2⅞	9 ¹ / ₃₂		
		1¼"	1.68	2⅞	4 ¹ / ₁₆	2 ¹⁵ / ₁₆	1⅞	3	5 ¹ / ₁₆		
		1½"	1.93	2 ¹⁷ / ₃₂	4 ⁵ / ₁₆	3⅞	2⅞	3¼	⅞		
		2"	2.40	2⅞	5	3¾	2⅞	3¾	⅞		

NO. 47-AF 55° FLANGE										
		• ¾"	1.07	1½	3½	1⅞	1 ³ / ₁₆	2 ¹⁵ / ₁₆	¼	
		• 1"	1.34	1 ¹³ / ₁₆	3½	2⅞	1 ¹¹ / ₁₆	2 ¹⁵ / ₁₆	¼	
		• 1¼"	1.68	2⅞	4 ¹ / ₁₆	2 ¹⁵ / ₁₆	1⅞	3 ³ / ₁₆	¼	

NO. 48 FLANGE										
		1½"	1.93	3½	6	4	2	4⅞	7 ¹ / ₁₆	
		2"	2.40	3½	8	5	2½	6	9 ¹ / ₁₆	

		I.P.S. SIZE	A	B	C	D	E	F	G	H
NO. 3 ELL										
		¾"	1.07	1½	1	2 ¹³ / ₃₂				
		1"	1.34	1¾	1⅞	2⅞				
		1¼"	1.68	2	1⅞	3⅞				
		1½"	1.93	2⅝	1⅞	3¾				
		2"	2.40	3	1¾	4⅞				